

1	
2	
3	
4	
5	
6	
7	
8	
9	
10	
11	
12	
13	
14	
15	
16	
17	
18	
19	

VERSIONS

- Type **A**: square body, mounted, with pull ring, without rest position.
- Type **AU**: square body, unmounted, with pull ring, without rest position.
- Type **R**: circular body, mounted, with pull ring, without rest position.
- Type **RU**: circular body, unmounted, with pull ring, without rest position.
- Type **C**: square body, mounted (riveted), with pull ring, with rest position.
- Type **CU**: square body, unmounted, with pull ring, with rest position.
- Type **T**: circular body, mounted (riveted), with pull ring, with rest position.
- Type **TU**: circular body, unmounted, with pull ring, with rest position.
- Type **E**: square body, mounted (riveted), with pull lever, with stop position.
- Type **EU**: square body, unmounted, with pull lever, with stop position.
- Type **V**: circular body, mounted (riveted), with pull lever, with stop position.
- Type **VU**: circular body, unmounted, with pull lever, with stop position.

Guide / Pull ring

AISI 316 Stainless steel precision casting, weldable **A4**

Lever

AISI 316 stainless steel precision casting

Plunger

AISI 316 stainless steel

Spring

AISI 316Ti stainless Steel

Grub screw

Stainless Steel A4

FEATURES AND APPLICATIONS

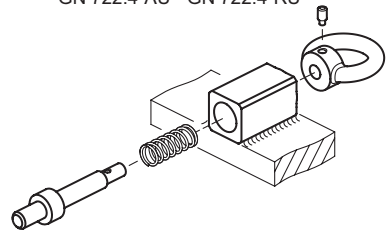
In the GN 722.4-A4 spring indexing plungers the plunger pin is actuated by the pull ring or lever. This operation is performed manually, with a cable or by means of a pulling hook in the versions with pull ring. AISI 316 stainless steel is suitable for use in particularly aggressive environments.

The dimensional tolerances between plunger pin and guide are selected so that the functional reliability is guaranteed even after welding, applying a corrosion protection layer or in case of contamination.

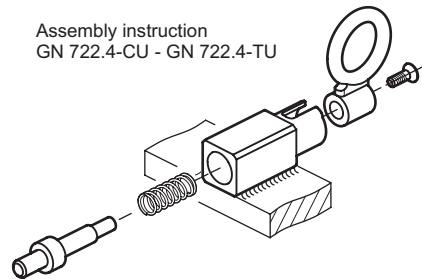
For fastening by welding, the unmounted type AU is particularly recommended to avoid changes to the microstructure of the material due to heating of the spring and plunger pin. In this case, the spring latch is assembled only after the surface treatment of the welded guide.



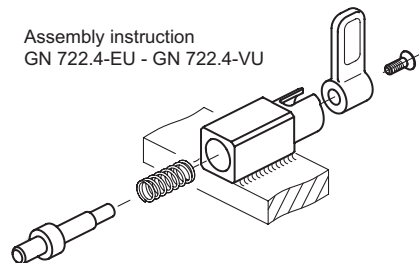
Assembly instruction
GN 722.4-AU - GN 722.4-RU

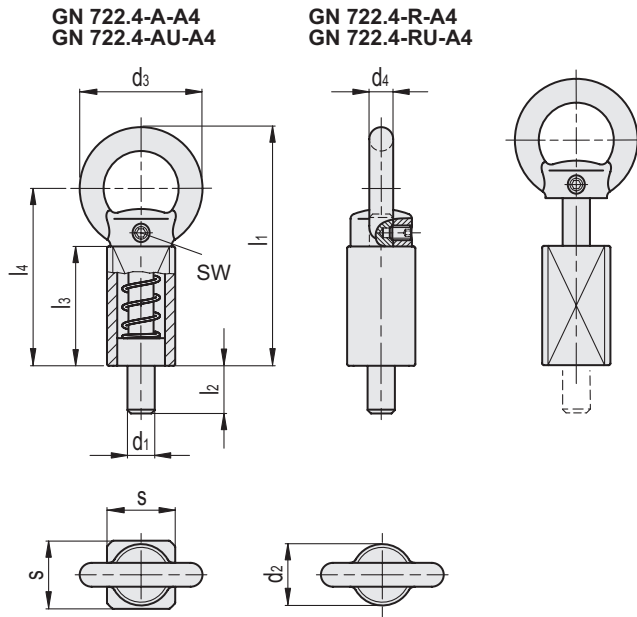


Assembly instruction
GN 722.4-CU - GN 722.4-TU



Assembly instruction
GN 722.4-EU - GN 722.4-VU





GN 722.4-A-A4

INOX STAINLESS STEEL

Code	Description	d1		d3	d4	l1	l2	l3	l4	s	sw	Spring preload [N]	Spring max load [N]	⚖️
		Plunger -0.05 -0.25	Hole +0.1 +0.3											
GN.28981	GN 722.4-8-20-A-A4	8		36	7	70	14	35	52	20	2	14	35	132
GN.28985	GN 722.4-10-20-A-A4	10		36	7	70	14	35	52	20	2	14	35	139
GN.28989	GN 722.4-12-20-A-A4	12		36	7	70	14	35	52	20	2	14	35	140
GN.28993	GN 722.4-14-20-A-A4	14		36	7	70	14	35	52	20	2	14	35	144
GN.28997	GN 722.4-16-30-A-A4	16		50	10	100	20	54	78	30	2.5	22	70	461
GN.29001	GN 722.4-20-30-A-A4	20		50	10	100	20	54	78	30	2.5	22	70	488

GN 722.4-AU-A4

Code	Description	d1		d3	d4	l1	l2	l3	l4	s	sw	Spring preload [N]	Spring max load [N]	⚖️
		Plunger -0.05 -0.25	Hole +0.1 +0.3											
GN.28983	GN 722.4-8-20-AU-A4	8		36	7	70	14	35	52	20	2	14	35	132
GN.28987	GN 722.4-10-20-AU-A4	10		36	7	70	14	35	52	20	2	14	35	139
GN.28991	GN 722.4-12-20-AU-A4	12		36	7	70	14	35	52	20	2	14	35	140
GN.28995	GN 722.4-14-20-AU-A4	14		36	7	70	14	35	52	20	2	14	35	144
GN.28999	GN 722.4-16-30-AU-A4	16		50	10	100	20	54	78	30	2.5	22	70	461
GN.29003	GN 722.4-20-30-AU-A4	20		50	10	100	20	54	78	30	2.5	22	70	488

GN 722.4-R-A4

Code	Description	d1		d2	d3	d4	l1	l2	l3	l4	sw	Spring preload [N]	Spring max load [N]	⚖️
		Plunger -0.05 -0.25	Hole +0.2 +0.4											
GN.75805	GN 722.4-8-20-R-A4	8		20	36	7	70	14	35	52	2	14	35	114
GN.75815	GN 722.4-10-20-R-A4	10		20	36	7	70	14	35	52	2	14	35	117
GN.75825	GN 722.4-12-20-R-A4	12		20	36	7	70	14	35	52	2	14	35	121
GN.75835	GN 722.4-14-20-R-A4	14		20	36	7	70	14	35	52	2	14	35	125
GN.75845	GN 722.4-16-30-R-A4	16		30	50	10	100	20	54	78	2.5	22	70	400
GN.75855	GN 722.4-20-30-R-A4	20		30	50	10	100	20	54	78	2.5	22	70	418

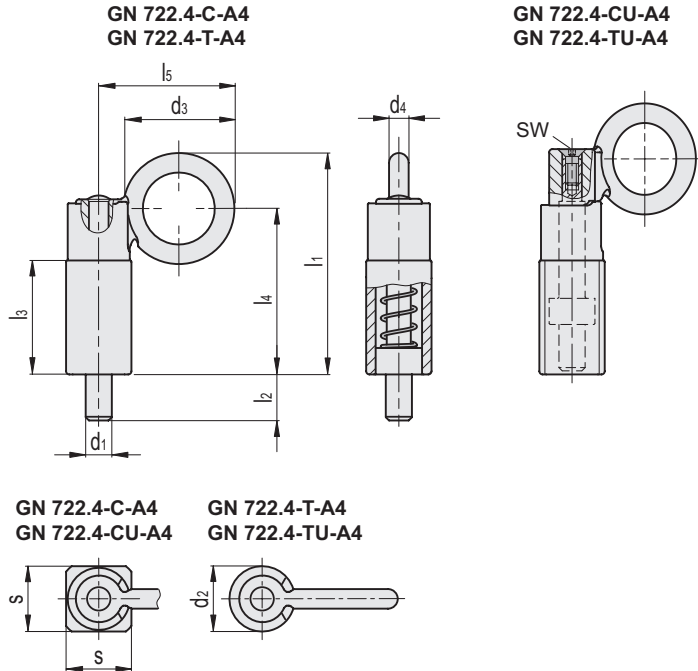
GN 722.4-RU-A4

Code	Description	d1		d2	d3	d4	l1	l2	l3	l4	sw	Spring preload [N]	Spring max load [N]	⚖️
		Plunger -0.05 -0.25	Hole +0.2 +0.4											
GN.75806	GN 722.4-8-20-RU-A4	8		20	36	7	70	14	35	52	2.5	14	35	114
GN.75816	GN 722.4-10-20-RU-A4	10		20	36	7	70	14	35	52	2.5	14	35	117
GN.75826	GN 722.4-12-20-RU-A4	12		20	36	7	70	14	35	52	2.5	14	35	121
GN.75836	GN 722.4-14-20-RU-A4	14		20	36	7	70	14	35	52	2.5	14	35	125
GN.75846	GN 722.4-16-30-RU-A4	16		30	50	10	100	20	54	78	4	22	70	400
GN.75856	GN 722.4-20-30-RU-A4	20		30	50	10	100	20	54	78	4	22	70	418



Indexing and positioning elements

- 1
- 2
- 3
- 4
- 5
- 6
- 7
- 8
- 9
- 10
- 11
- 12
- 13
- 14
- 15
- 16
- 17
- 18
- 19



GN 722.4-C-A4

Code	Description	d1									Spring preload [N]	Spring max load [N]	⚖️
		Plunger -0.05 -0.25 Hole +0.1 +0.3	d3	d4	l1	l2	l3	l4	l5	s			
GN.47901	GN 722.4-8-20-C-A4	8	34	6	67.8	14	35	50.8	41.5	20	14	35	147
GN.47911	GN 722.4-10-20-C-A4	10	34	6	67.8	14	35	50.8	41.5	20	14	35	148
GN.47921	GN 722.4-12-20-C-A4	12	34	6	67.8	14	35	50.8	41.5	20	14	35	149
GN.47931	GN 722.4-14-20-C-A4	14	34	6	67.8	14	35	50.8	41.5	20	14	35	151
GN.47941	GN 722.4-16-30-C-A4	16	48	9	102	20	54	78	60	30	22	70	540
GN.47951	GN 722.4-20-30-C-A4	20	48	9	102	20	54	78	60	30	22	70	541

GN 722.4-CU-A4

Code	Description	d1									Spring preload [N]	Spring max load [N]	⚖️	
		Plunger -0.05 -0.25 Hole +0.1 +0.3	d3	d4	l1	l2	l3	l4	l5	s				sw
GN.47903	GN 722.4-8-20-CU-A4	8	34	6	67.8	14	35	50.8	41.5	20	2.5	14	35	147
GN.47913	GN 722.4-10-20-CU-A4	10	34	6	67.8	14	35	50.8	41.5	20	2.5	14	35	148
GN.47923	GN 722.4-12-20-CU-A4	12	34	6	67.8	14	35	50.8	41.5	20	2.5	14	35	149
GN.47933	GN 722.4-14-20-CU-A4	14	34	6	67.8	14	35	50.8	41.5	20	2.5	14	35	151
GN.47943	GN 722.4-16-30-CU-A4	16	48	9	102	20	54	78	60	30	4	22	70	540
GN.47953	GN 722.4-20-30-CU-A4	20	48	9	102	20	54	78	60	30	4	22	70	541

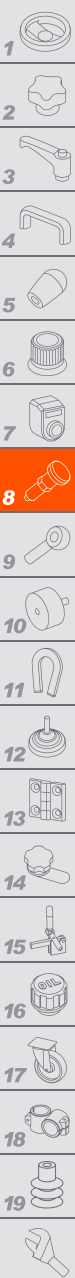
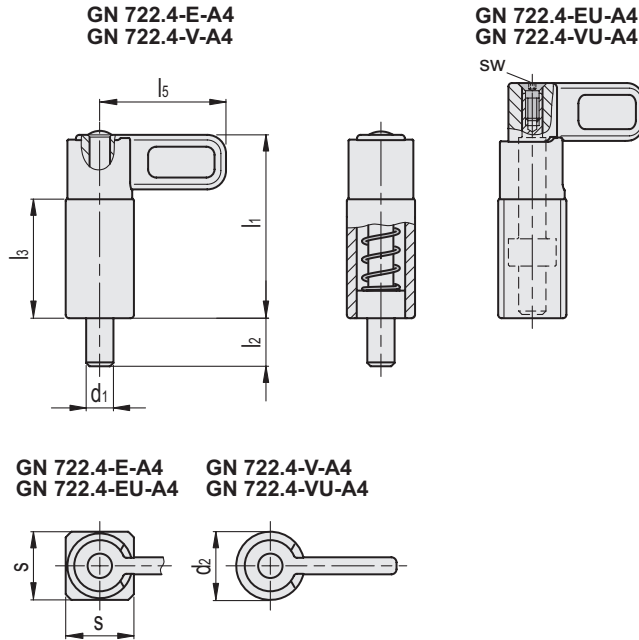
GN 722.4-T-A4

Code	Description	d1									Spring preload [N]	Spring max load [N]	⚖️
		Plunger -0.05 -0.25 Hole +0.2 +0.4	d2	d3	d4	l1	l2	l3	l4	l5			
GN.47907	GN 722.4-8-20-T-A4	8	20	34	6	67.8	14	35	50.8	41.5	14	35	126
GN.47917	GN 722.4-10-20-T-A4	10	20	34	6	67.8	14	35	50.8	41.5	14	35	129
GN.47927	GN 722.4-12-20-T-A4	12	20	34	6	67.8	14	35	50.8	41.5	14	35	133
GN.47937	GN 722.4-14-20-T-A4	14	20	34	6	67.8	14	35	50.8	41.5	14	35	138
GN.47947	GN 722.4-16-30-T-A4	16	30	48	9	102	20	54	78	60	22	70	465
GN.47957	GN 722.4-20-30-T-A4	20	30	48	9	102	20	54	78	60	22	70	483

GN 722.4-TU-A4

Code	Description	d1									Spring preload [N]	Spring max load [N]	⚖️	
		Plunger -0.05 -0.25 Hole +0.2 +0.4	d2	d3	d4	l1	l2	l3	l4	l5				sw
GN.47909	GN 722.4-8-20-TU-A4	8	20	34	6	67.8	14	35	50.8	41.5	2.5	14	35	126
GN.47919	GN 722.4-10-20-TU-A4	10	20	34	6	67.8	14	35	50.8	41.5	2.5	14	35	129
GN.47929	GN 722.4-12-20-TU-A4	12	20	34	6	67.8	14	35	50.8	41.5	2.5	14	35	133
GN.47939	GN 722.4-14-20-TU-A4	14	20	34	6	67.8	14	35	50.8	41.5	2.5	14	35	138
GN.47949	GN 722.4-16-30-TU-A4	16	30	48	9	102	20	54	78	60	4	22	70	465
GN.47959	GN 722.4-20-30-TU-A4	20	30	48	9	102	20	54	78	60	4	22	70	483

Indexing and positioning elements



GN 722.4-E-A4



Code	Description	d1						Spring preload [N]	Spring max load [N]	⚖️
		Plunger -0.05 -0.25 Hole +0.1 +0.3	l1	l2	l3	l5	s			
GN.75801	GN 722.4-8-20-E-A4	8	54	14	35	37	20	14	35	144
GN.75811	GN 722.4-10-20-E-A4	10	54	14	35	37	20	14	35	147
GN.75821	GN 722.4-12-20-E-A4	12	54	14	35	37	20	14	35	151
GN.75831	GN 722.4-14-20-E-A4	14	54	14	35	37	20	14	35	156
GN.75841	GN 722.4-16-30-E-A4	16	83	20	54	55	30	22	70	533
GN.75851	GN 722.4-20-30-E-A4	20	83	20	54	55	30	22	70	552

GN 722.4-EU-A4

Code	Description	d1						Spring preload [N]	Spring max load [N]	⚖️	
		Plunger -0.05 -0.25 Hole +0.1 +0.3	l1	l2	l3	l5	s				sw
GN.75803	GN 722.4-8-20-EU-A4	8	54	14	35	37	20	2.5	14	35	143
GN.75813	GN 722.4-10-20-EU-A4	10	54	14	35	37	20	2.5	14	35	146
GN.75823	GN 722.4-12-20-EU-A4	12	54	14	35	37	20	2.5	14	35	150
GN.75833	GN 722.4-14-20-EU-A4	14	54	14	35	37	20	2.5	14	35	155
GN.75843	GN 722.4-16-30-EU-A4	16	83	20	54	55	30	4	22	70	530
GN.75853	GN 722.4-20-30-EU-A4	20	83	20	54	55	30	4	22	70	549

GN 722.4-V-A4

Code	Description	d1						Spring preload [N]	Spring max load [N]	⚖️
		Plunger -0.05 -0.25 Hole +0.2 +0.4	d2	l1	l2	l3	l5			
GN.75807	GN 722.4-8-20-V-A4	8	20	54	14	35	37	14	35	122
GN.75817	GN 722.4-10-20-V-A4	10	20	54	14	35	37	14	35	125
GN.75827	GN 722.4-12-20-V-A4	12	20	54	14	35	37	14	35	129
GN.75837	GN 722.4-14-20-V-A4	14	20	54	14	35	37	14	35	134
GN.75847	GN 722.4-16-30-V-A4	16	30	83	20	54	55	22	70	456
GN.75857	GN 722.4-20-30-V-A4	20	30	83	20	54	55	22	70	474

GN 722.4-VU-A4

Code	Description	d1						Spring preload [N]	Spring max load [N]	⚖️	
		Plunger -0.05 -0.25 Hole +0.2 +0.4	d2	l1	l2	l3	l5				sw
GN.75809	GN 722.4-8-20-VU-A4	8	20	54	14	35	37	2.5	14	35	121
GN.75819	GN 722.4-10-20-VU-A4	10	20	54	14	35	37	2.5	14	35	125
GN.75829	GN 722.4-12-20-VU-A4	12	20	54	14	35	37	2.5	14	35	128
GN.75839	GN 722.4-14-20-VU-A4	14	20	54	14	35	37	2.5	14	35	133
GN.75849	GN 722.4-16-30-VU-A4	16	30	83	20	54	55	4	22	70	454
GN.75859	GN 722.4-20-30-VU-A4	20	30	83	20	54	55	4	22	70	472